

# HMM Shiptrack User Manual



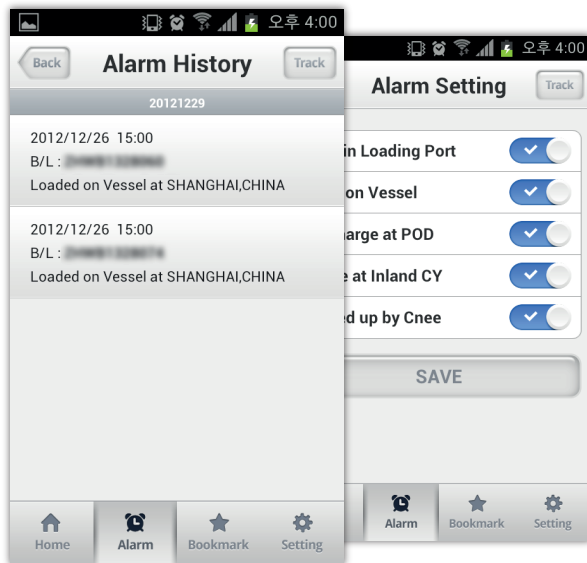
Hyundai Merchant Marine

## 1. Features

### 01

#### Cargo movement alarm notification

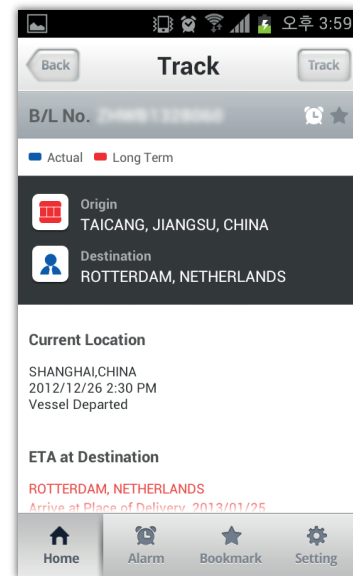
Alarm notification for cargo gate in, loading, discharging, arrival and pick up by consignee can be sent.



### 02

#### Cargo tracking

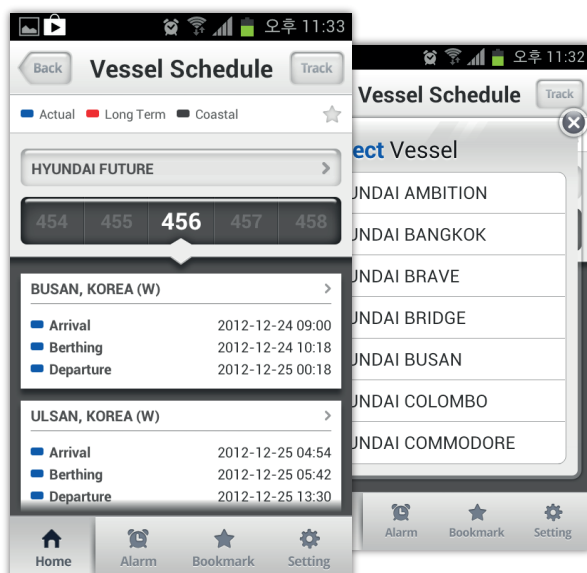
Current location of cargo and estimated arrival date are provided.



### 03

#### Schedule inquiry

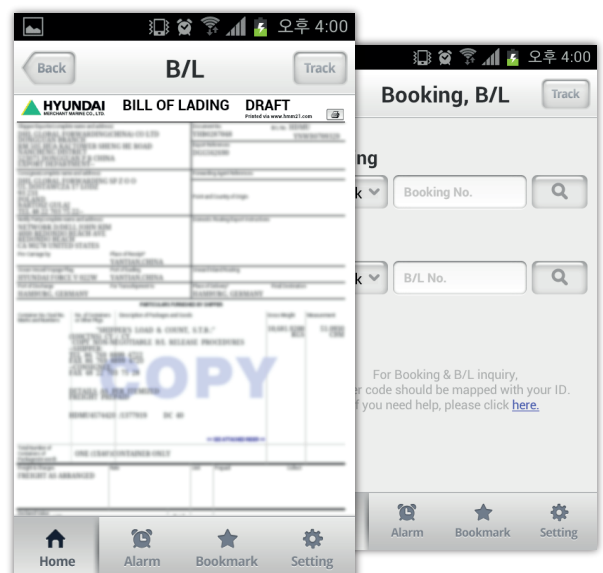
Vessel / Port / Route / Point to Point schedule can be inquired.



### 04

#### Booking & B/L inquiry

Booking and B/L can be inquired on Mobile.

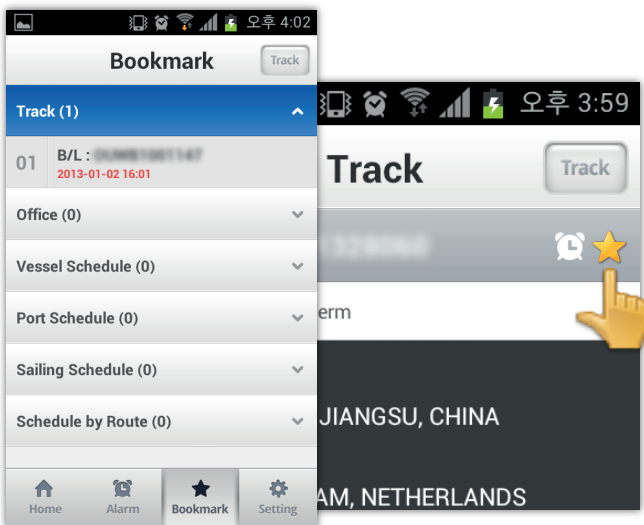


## 1. Features

05

### Bookmark

If you click ★ at the upper right corner on the tracking or schedule inquiry result, the cargo is registered on Bookmark menu. Once it's registered on Bookmark, it can be inquired at a click without typing B/L number.



06

### Others



#### Cargo delivery status inquiry

- On Shipment menu, cargo can be traced without typing B/L or container number.



#### Container Spec inquiry

- On Information > Container Specification menu, standard equipment spec and spec inquiry by container number is available.



#### Office & contact point information

- Office : You can find HMM local office information and contact point.

## Install

## 2. Install

01

### iphone & ipad



Search "Hyundai Merchant Marine" on [Apple App Store](https://www.apple.com/app-store).

02

### Android Smart phone & tablet



Search "Hyundai Merchant Marine" on [Google Play Store](https://www.google.com/play-store). Or visit <http://www.hmm21.com/ebiz/mobile.jsp> on web browser.

## 3. Alarm Setting

### 01

#### Sign in


You need to sign in first to activate alarm service.  
ID and password is same as HMM website account.  
If you want to register new ID, please visit HMM web site.

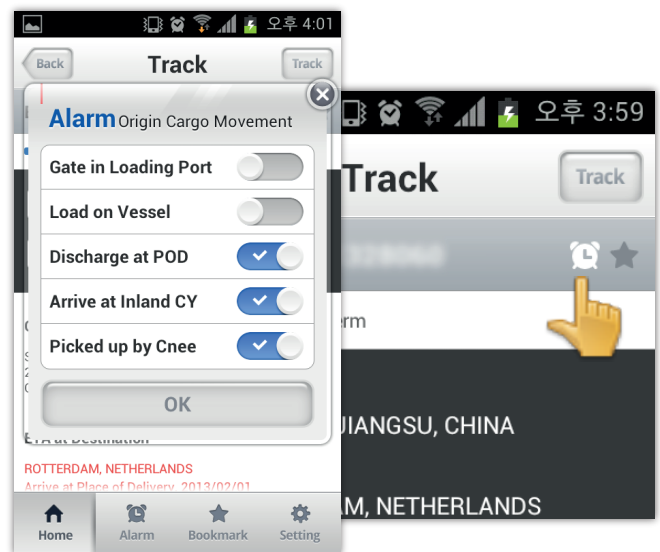


<http://www.hmm21.com>

### 02


#### Alarm set up for each shipment

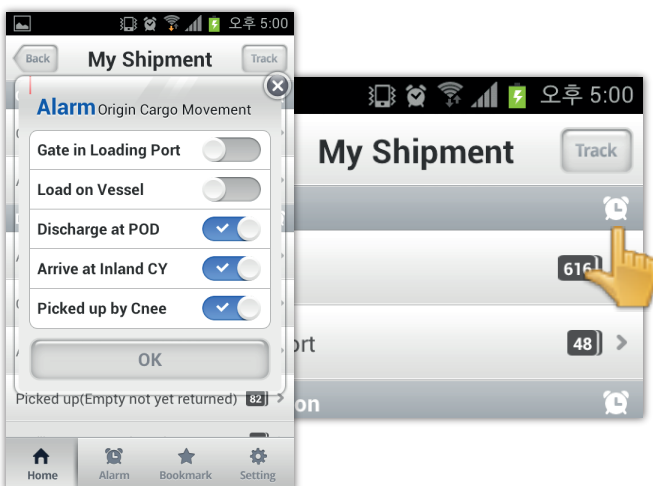
To receive notification alarm for each shipment, click  in the inquiry result screen on Track menu. You can set up alarm for each movement status.



### 03

#### Alarm set up for cargo in same movement status

If you would like to set up group alarm for each of cargos at origin/on sail/at destination, click  at upper right side of movement status bar. You can set up alarm for the status you want to be alerted.



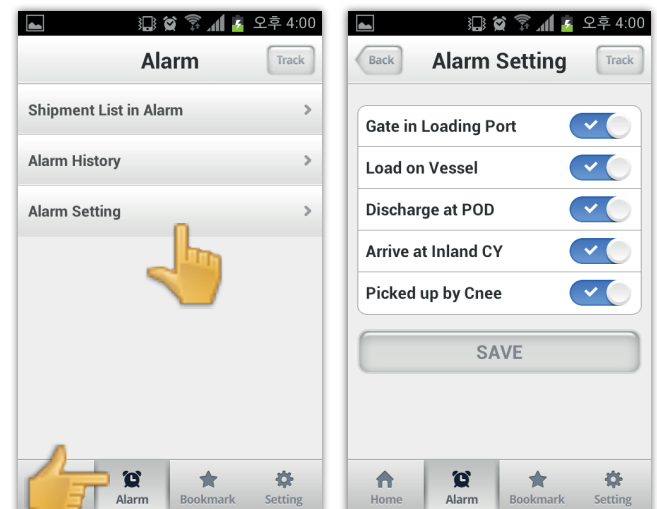
\* This service is available only for the account mapped with HMM's internal contract number or customer code. To add or update the code, please contact the nearest HMM office.

### 04

#### Alarm set up for all cargo

To receive alarm notification for all shipment, click Alarm > Alarm Setting.

\* Once you change alarm set up for all cargo, all previous alarm set up for individual/group cargo will disappear.

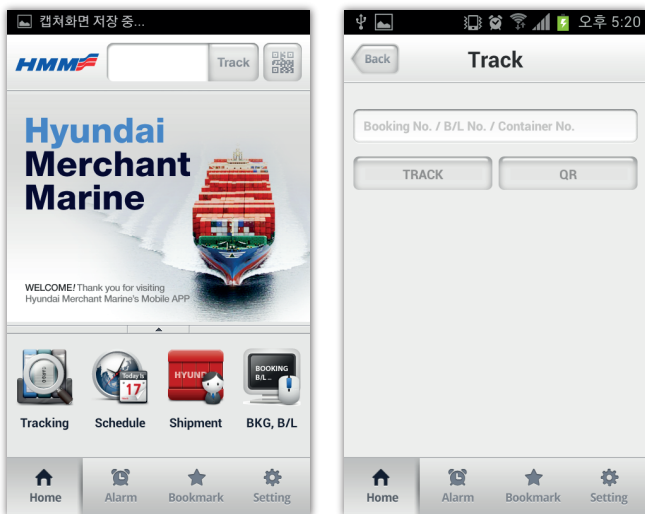


## 4. Cargo Tracking

### 01

#### Tracking with B/L no., container no., or booking no.

Check your cargo's latest location by inquiring the number on the top of App or on Track menu.

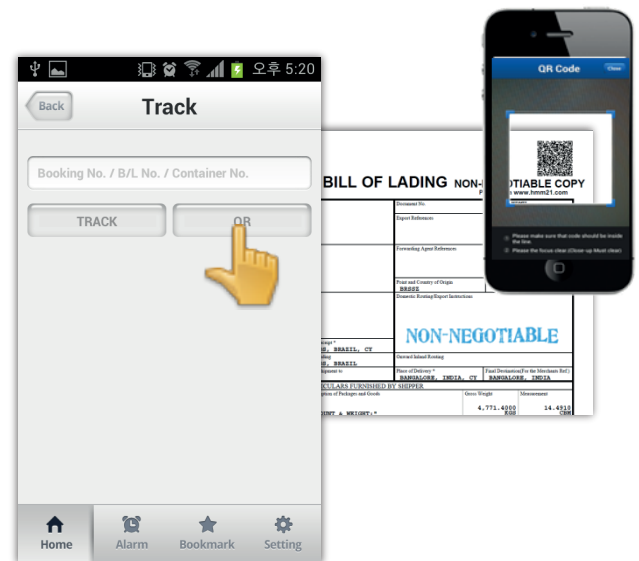


### 02

#### Tracking with QR code

Trace your cargo by reading QR code printed on HMM WEB B/L.

\* QR Code is printed on the B/L printed via HMM website.



### 03

#### Tracking with contract number, customer code

You can trace all your cargo without typing any number. Contract number or customer code mapped to your ID will read the cargo status automatically on Shipment menu.

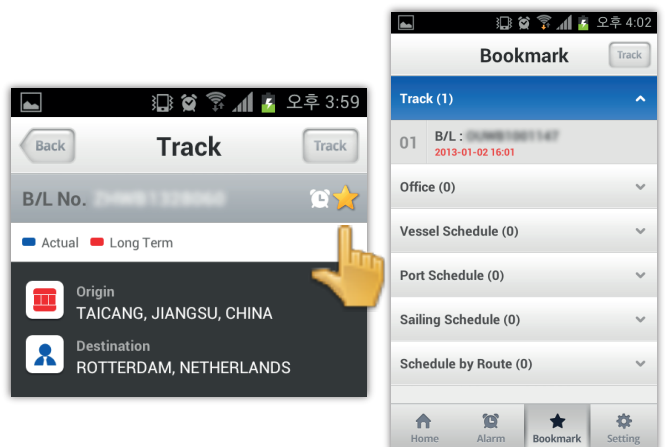
\* To add or update the code, please contact the nearest HMM office.



### 04

#### Repetitive cargo tracking

If you want to check the location and estimated time of arrival till the delivery is over, click ★ at upper right corner. The B/L will be added on Bookmark menu and you can easily check the status of the cargo without typing the number.

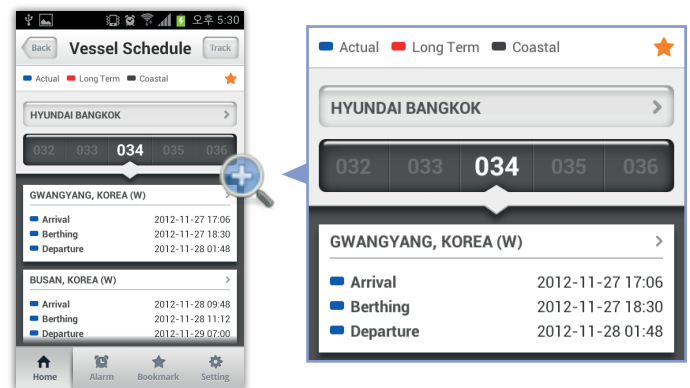


## 5. Schedule Inquiry

### 01 Vessel schedule

Check estimated & actual arrival/departure date of each calling port by selecting vessel name.  
Blue color indicates actual date and Red color indicates estimated date. Also, you can move onto port schedule by clicking on port name.

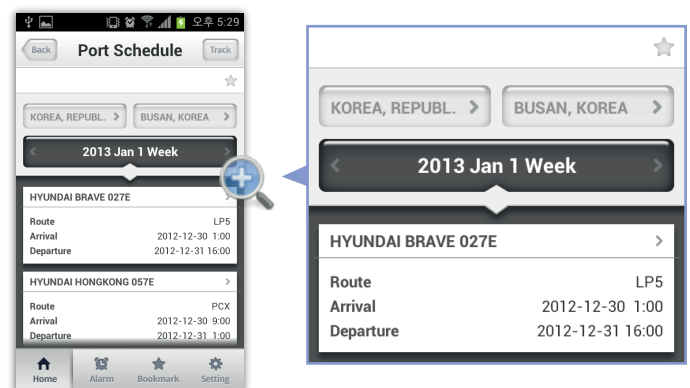
In case you inquire certain vessel's schedule on regular basis, you can add that vessel onto Bookmark list by clicking ★



### 02 Port schedule

Check vessel schedule for each port by selecting port name.

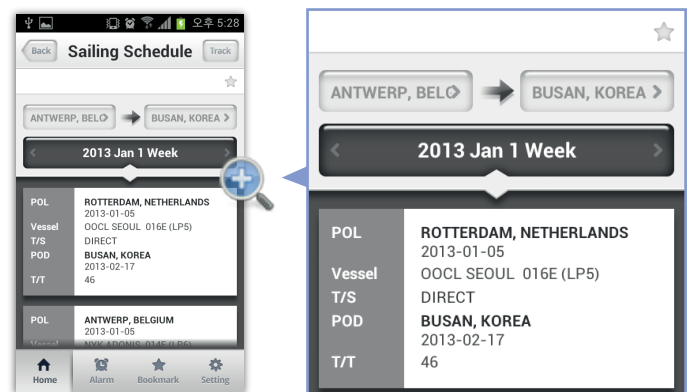
In case you inquire certain port's schedule on regular basis, you can add that vessel onto Bookmark list by clicking ★



### 03 Sailing schedule

Check the optimal routing by selecting origin and destination.

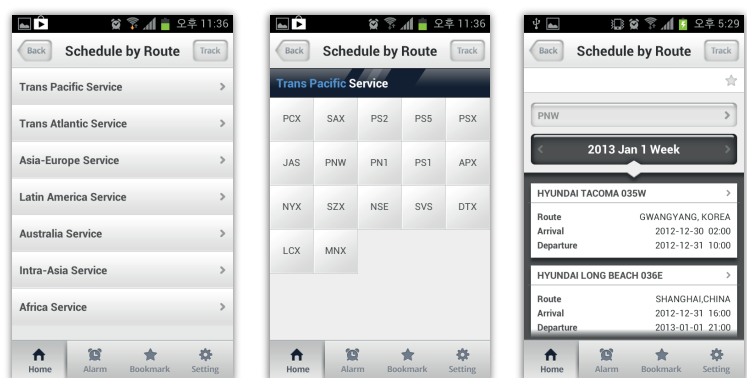
In case you inquire certain leg schedule on regular basis, you can add that vessel onto Bookmark list by clicking ★



### 04 Route schedule

Check each route's schedule by selecting route name.

In case you inquire certain port's schedule on regular basis, you can add that vessel onto Bookmark list by clicking ★



Choose trade

Choose route

Check port & vessel



## 6. Booking, B/L

### 01

#### Booking, B/L inquiry with contract number, customer code

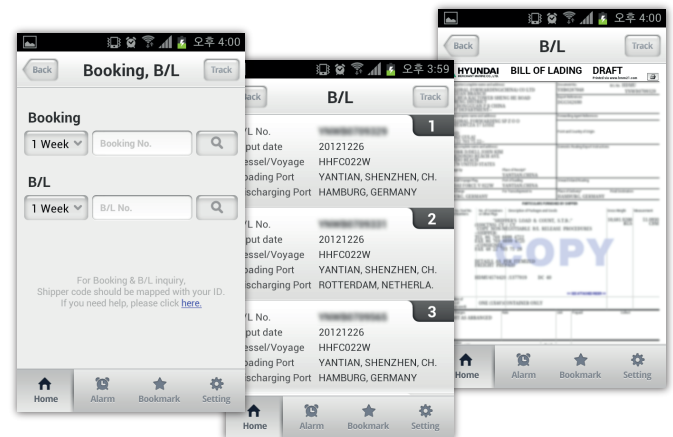
You can check details of Booking and B/L at your fingertip with HMM Shiptrack. On tablet version App, input & modification of data is available.

- \* Booking & B/L data can be read only in case contract number or customer code is duly mapped with the ID or it was inserted via HMM Website.
- \* To add or update the code, please contact the nearest HMM office.

### 02

#### Booking, B/L inquiry with term or reference number

Booking or B/L detail can be inquired by searching with term or its number.



### See more menus

All menu appears by clicking the small arrow in the Home page.

